

Biometric Authentication System Using Matlab

D. Dharunya Santhosh^{1*}, S. Balakrishnan², C.K.Dhivyasshri³, N.Prakash⁴

^{1,2,3,4} Department of Information Technology,
Sri Krishna College of Engineering and Technology, Coimbatore, Tamilnadu, India.

*Corresponding Author Email: 1dharunyard@skcet.ac.in

Abstract

The human face is an appealing biometric identifier and face recognition has surely enhanced a ton since its beginnings nearly three decades back, yet its application in genuine world has made restricted progress. In this work, I have concentrated on a neighborhood highlight of the human face to be specific the lip and break down it for its importance and impact on individual acknowledgment. Top to bottom investigation is completed as for different advances included, for example, recognition, assessment, standardization and the utilizations of the human lip movement. At first we show a lip location calculation that depends on the combination of two free techniques. The proposed strategy for lips biometrics is the effect of the lips character acknowledgment for examination. Truth be told, it is a testing issue for character acknowledgment exclusively by the lips. In the primary phase of the proposed framework, Jones and viola calculation is utilized for enhancing high handling effectiveness. At that point, different corners of the mouth are distinguished through the predefined conditions, in which it is likewise ready to recognize shadow, facial hair, and revolution issues. For the element extraction, two geometric proportions and ten allegorical related parameters are received for promote acknowledgment through the help vector machine. Hence, the proposed framework can be successfully utilized for facial biometrics applications. It is additionally exceptionally precise even the other facial organs are secured or likewise it can be connected for an entrance control framework.

Keywords: Face recognition, biometric identifier, human lip.

1. Introduction

Biometric individual acknowledgment has increased tremendous enthusiasm for established researchers because of a few improvements in the previous couple of decades. The first has been their utility to the law authorization offices for open security and access to delicate offices, extraordinarily their application to air travel. Another reason has been their application in the electronic trade and fund, where the requirement for secure access to limited zones and assets is principal. To a lesser broaden it has additionally been connected for personalization, where it can be utilized to adjust promotions and items for recognized customers. Biometric identifiers are for the most part named being physical or social, however it isn't generally conceivable to group them with an unmistakable refinement amongst physiological and conduct, identifiers that display the two attributes are classed as mixture biometric identifiers. The most vital physiological biometric identifiers are the accompanying:

Unique mark: Fingerprints have great biased power and were the main biometric identifiers to be utilized as a part of genuine acknowledgment frameworks. Be that as it may, has negative undertone as it more often than not connected with wrongdoing.

Iris: The intricate iris surface conveys exceptionally particular data. Despite the fact that iris acknowledgment is an extremely encouraging, concerning precision and speed, yet it requires extensive client participation.

DNA: Deoxyribonucleic corrosive (DNA) contains the hereditary data about person. It speaks to a definitive one of a kind code for

one's singularity, with the exception of the way that indistinguishable twins have indistinguishable DNA designs. Notwithstanding, its commonsense application has been constrained because of complex synthetic investigations.

Retina: Retina is a light touchy tissue covering the internal surface at back of the eyeball, the structure of retinal veins are utilized as a biometric, which is normal for every person and each eye. In spite of the fact that this biometric identifier is considered as a standout amongst the most secure, its meddlesome nature has limited its utilization.

“Hand and finger geometry: Hand geometry acknowledgment frameworks depend on various estimations taken from the human hand and fingers; the geometry of the hand is a modest procedure, all around acknowledged and simple to gather, yet not a standout amongst the most segregating”.

At that point, a couple of cases of conduct biometric identifiers are:

Stride: Gait is the specific way one strolls, it is by and large not as unmistakable as other more acknowledged biometrics and may not stay steady after some time, but rather it is all around acknowledged by the populace and isn't meddlesome.

Keystroke elements: It is conjectured that individuals can be distinguished by the examples of keystrokes. It isn't relied upon to be one of a kind and one may accept to watch substantial varieties in writing designs. Writing conduct gained by specific preparing may likewise antagonistically impact acknowledgment.

At last, a few cases of cross breed biometrics:

Voice: The acoustic examples utilized as a part of speaker acknowledgment reflect both life structures (size and state of the throat and mouth) and personal conduct standards (voice pitch and

prosody). Voice experiences the nearness of foundation clamor and may not stay invariant after some time.
 Face: Facial appearance is a physiological quality, while facial movement can be described as conduct. Face is a non meddlesome, simple to gather and all around acknowledged, however right now its precision is very low, because of the variety caused by light, posture and demeanor.

Mark: The way a man signs his name is known to be a normal for that person. The state of the mark is ordinarily a physiological example, while the speed and the tendency amid the mark are social. Antagonistic viewpoints are that variety may exist between marks of a similar individual and that it can be recreated by proficient counterfeiters.

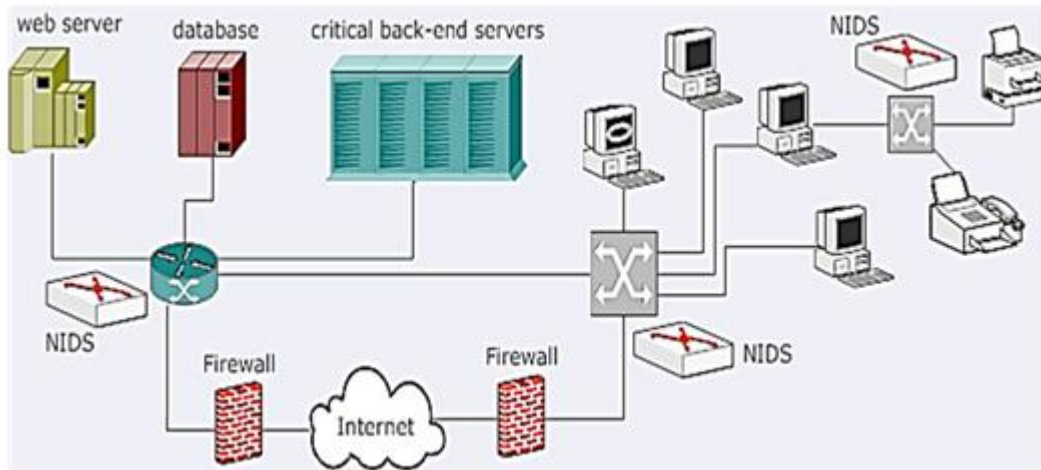


Fig.1: NIDS in complete deployment mode

2. Implementation Methodology

In figure 2 the information access of effective personalization In this paper, the face locale is straightforwardly distinguished by the intense strategy, to be specific, Viola and Jones' face identification calculation [20] from a picture, a case of which is appeared in Fig given underneath with the red box. For additionally refining the conceivable locale of the lips, a subregion is generally removed by the accompanying estimation:

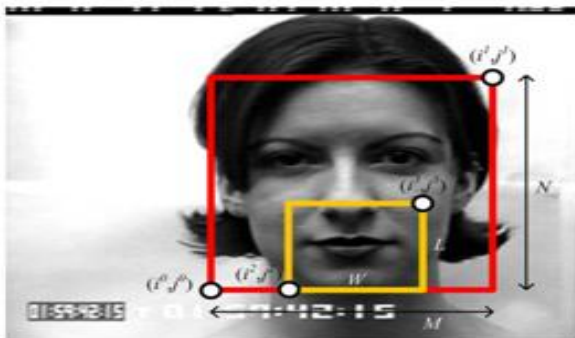


Fig. 2: Extraction of subregion

3. Edge Detection Techniques Sobel Operator

The “operator consists of a pair of 3×3 convolution kernels as shown in Figure 1”. One kernel is simply the other rotated by 90°.

-1	0	+1
-2	0	+2
-1	0	+1

Gx

+1	+2	+1
0	0	0
-1	-2	-1

Gy

These “portions are intended to react maximally to edges running vertically and on a level plane in respect to the pixel lattice, one part for every one of the two opposite introductions”. The “pieces can be connected independently to the information picture, to deliver isolate estimations of the slope segment in every introduction (call these Gx and Gy)”. These would then be able to be joined together to locate the supreme size of the inclination at each point and the introduction of that slope. The angle size is given by:

$$|G| = \sqrt{Gx^2 + Gy^2}$$

Typically, an “approximate magnitude is computed using:

$$|G| = |Gx| + |Gy|$$

which is much faster to compute”.

The “angle of orientation of the edge (relative to the pixel grid) giving rise to the spatial gradient is given by”:

$$\theta = \arctan(Gy/Gx)$$

3.1. Denoising

In the pre-processing, “the noise will be expelled by using the non-nearby mean channel which does not refresh a pixel’s an incentive with a normal of the pixels around it, rather refreshes it utilizing a weighted normal of the pixels judged to be generally related”. The heaviness of every pixel relies upon the separation between its force dark level vector and that of the objective pixel. De-noised picture of every pixel I of the non-nearby means is registered with the accompanying condition:

$$N(i, j) = \sum_{j \in D} w(i, j)D(i, j)$$

Where, “j is the noisy image and N is the de-noised image, and weights w(i, j) meet the following conditions 0 ≤ w(i, j) ≤ 1”. Each “pixel is a weighted average of all the pixels in the image which is based on the similarity between the neighborhoods of pixels i and j”.

3.2. Fuzzy C-Means Segmentation Algorithm

The framework uses the real size of the picture to perform amazing picture division which causes high-determination picture information focuses to be grouped. In this manner use the FCM

calculation for bunching picture information by considering that it has capacity to group massively gigantic information and moreover exceptions' installments are used quickly and effectively. In view of beginning stages incited self-assertively, one of the neighborhood minima prompts mistaken bunching comes about thus FCM is difficult to achieve worldwide ideal. To avoid this wonder, the proposed framework uses versatile column calculation, which is exceptionally powerful and prevalent for beginning bunches enhancement for FCM by sending all centroids far discretely among them in the information circulation. This calculation is motivated by the cerebation procedure of deciding an arrangement of columns' areas to make a steady house or building. In the proposed versatile column FCM we discover the normal mean of the information point rather than stupendous mean in the past calculation. The normal mean based beginning centroid point choice can enhance the execution of the grouping than the fantastic mean based existing technique. Find two, three, and four columns, to withstand the weight appropriations of a few distinctive rooftop structures made out of discrete focuses. It is rousing that by appropriating the columns beyond what many would consider possible from each other inside a rooftop, as number of centroids among the gravity weight of information conveyance in the vector space the columns can withstand the rooftop's weight and settle a house or building. Hence, this calculation assigns places of beginning centroids in the most remote collected separation between them in the information conveyance.

3.3. Feature Extraction

In machine learning, "design acknowledgment and in picture handling, include extraction begins from an underlying arrangement of estimated information and manufactures determined qualities (highlights) expected to be instructive and non-repetitive, encouraging the resulting learning and speculation steps, and sometimes prompting better human understandings".

The "best outcomes are accomplished when a specialist builds an arrangement of utilization subordinate highlights, a procedure called include designing". All things considered, if no such master information is accessible, general dimensionality lessening methods may help.

The change of a picture into its arrangement of highlights is known as highlight extraction. Helpful highlights of the picture are removed from the picture for arrangement reason. It is a testing assignment to separate great list of capabilities for arrangement. There are numerous systems for highlight extraction e.g. surface Features, gabor highlights, include in light of wavelet change, vital part examination, least commotion portion trans-shape, discriminant investigation, choice limit highlight extraction, non-parametric weighted element extraction and otherworldly blend analysis. We are utilizing surface component for our proposed framework.

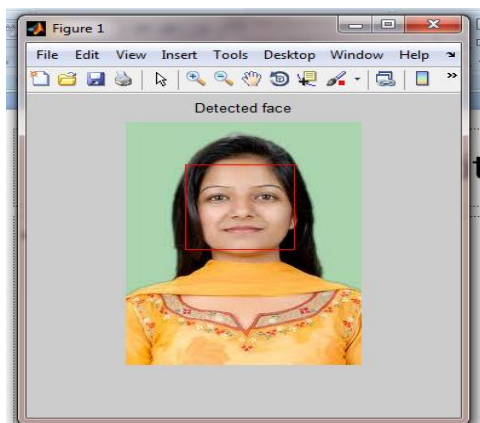


Fig. 3: Detected Face

4. Conclusion and Future Enhancement

This proposed work genesis an efficient recognition system for the face image classification and by not focusing on the traditional way, this work travels on two tier classification method. This work presented for totally 60 images of both normal and abnormal images and MATLAB image processing toolbox is useful for developing the proposed work. Firstly the face images are pre-processed because it is well-known to everyone about the noises present in the images. The pre-processed images are undergone for the segmentation where the face ROI extracted precisely. The feature extraction is done by processing tithe GLC matrix and the shape and texture features are collected for every images. The collected features vectors are trained with the help of Support vector machine classifier where the variance among the feature set is increased tightly and making the classifier learning rate as high. The SVM classifier is effectively classifying the images very accurately and the also it assures maximum accuracy as 89.5%. This proposed work is focusing only with the parametric feature extraction technique for this recognition task. The future work may be extended this feature selection process in terms of optimization approaches.

References

- [1] T. Kanade, J. F. Cohn, and Y. Tian, "Comprehensive database for facial expression analysis," in Proc. IEEE Int. Conf. Autom. Face Gesture Recognit., 2000, pp. 46–53
- [2] M. M. Hosseini and S. Ghofrani, "Automatic lip extraction based on wavelet transform," in Proc. WRI Global Congr. Intell. Syst., 2009, vol. 4, pp. 393–396
- [3] N. Otsu, "A threshold selection method from gray-level histograms," IEEE Trans. Syst., Man, Cybern., vol. SMC-9, no. 1, pp. 62–66, Jan. 1979.
- [4] G. G. Yen and N. Nithianandan, "Facial feature extraction using genetic algorithm," in Proc. Evol. Comput., 2002, vol. 2, pp. 1895–1900
- [5] R. Maheswari, S. Sheeba Rani, V. Gomathy and P. Sharmila, "Real Time Environment Simulation through Virtual Reality" in International Journal of Engineering and Technology (IJET), Volume.7, No.7, pp 404-406, April 2018
- [6] P. Viola and M. Jones, "Robust real-time face detection," Int. J. Comput. Vis., vol. 57, no. 2, pp. 137–154, May 2004
- [7] M. Kass, A. Witkin, and D. Terzopoulos, "Snakes: Active contour models," Int. J. Comput. Vis., vol. 1, no. 4, pp. 321–331, Jan. 1988.
- [8] Dr. J. P. Ananth, Dr. S. Balakrishnan, S. P. Premnath, "Logo Based Pattern Matching Algorithm for Intrusion Detection System in Wireless Sensor Network", International Journal of Pure and Applied Mathematics, Volume 119, No. 12, 2018, pp. 753-762.
- [9] T. Sujatha, T. Sangeetha, S. Balakrishnan, N. Susila, "Honey/Sugar Template Based On Biometric Protection Using Bloom Filter", International Journal of Pure and Applied Mathematics, Volume 119, No. 12, 2018, pp. 1143-1155.
- [10] Balakrishnan, S., Janet, J., Sujatha, K., & Rani, S. (2018). An Efficient and Complete Automatic System for Detecting Lung Module. Indian Journal Of Science And Technology, 11(26). doi:10.17485/ijst/2018/v11i26/130559
- [11] Balakrishnan S, K. Aravind, A. Jebaraj Ratnakumar, "A Novel Approach for Tumor Image Set Classification Based On Multi-Manifold Deep Metric Learning", International Journal of Pure and Applied Mathematics, Vol. 119, No. 10c, 2018, pp. 553-562.